

















FORKLIFT SIGNALS

 MAST STRAIGHT	 TILT MAST OUT	 TILT MAST IN	 RAISE FORKS SLOWLY 90°
 RAISE FORKS SLOWLY TILT OUT	 RAISE FORKS SLOWLY TILT IN	 LOWER FORKS 90°	 LOWER FORKS TILT OUT
 LOWER FORKS TILT IN	 STOP ALL	 SIDE-SHIFT LEFT	 SIDE-SHIFT RIGHT
 UNSAFE CONDITIONS STOP (Pat Head)	 WAIT FOR CORRECTION	 BACK OUT	 SLOW AHEAD OR BEHIND

INSTRUCTIONS TO SIGNALER

- Only one person to signal
- Make sure the operator can see you and acknowledges the signals
- Signaler must watch the load — the operator is watching you
- Warn other workers to stay clear of the area
- Don't walk under a load
- Don't stand too close to the load

WATCH FOR OVERHEAD LINES OR OTHER OBSTRUCTIONS.